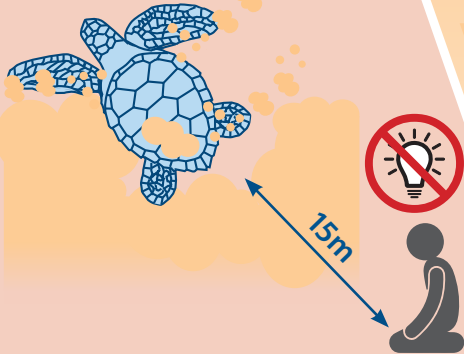


# Turtle Watching Code of Conduct

2

## DIGGING BODY PIT

Lots of sand flicked into the air using front flippers only. Turtle may move and repeat this process until finding the correct spot.  
Estimated time 20-40mins



3

## EXCAVATING EGG CHAMBER

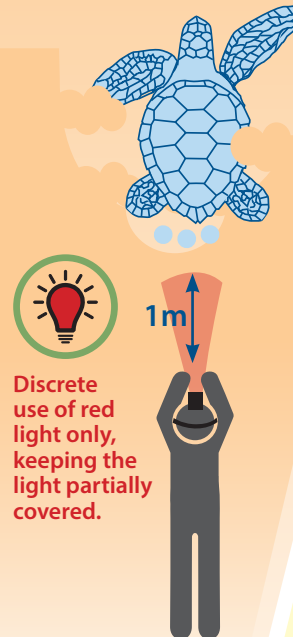
Sand stops being flicked as turtle scoops out egg chamber with rear flippers only. Rocking motion side to side.  
Estimated time 10-20mins



4

## LAYING EGGS

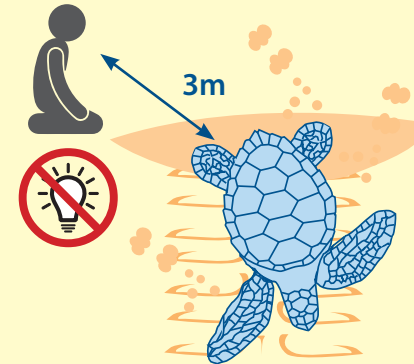
Turtle remains very still, with a gentle heaving motion. If her flippers are moving and sand is being flicked she is NOT laying.  
Estimated time 3-10mins



5

## COVERING NEST

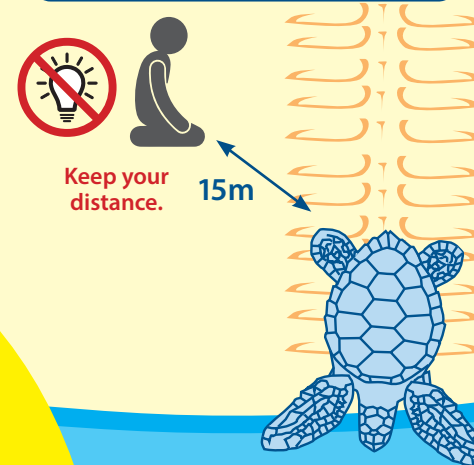
Turtle covers egg chamber with sand using rear flippers then gradually moves forward, camouflaging nest, flicking lots of sand into air.  
Estimated time 20-40mins



6

## RETURNING TURTLE

Crawls back from beach to ocean. May stop to rest at water's edge to restore energy.  
Estimated time 20-40mins




7

## EMERGING HATCHLINGS

Around 60 days after laying eggs.

Stay below the dunes to avoid trampling on nests and emerging hatchlings.



HIGH

MEDIUM

LOW

**RISK OF  
DISTURBANCE**

HIGH

**NO GLOW:** Nesting turtles and hatchlings are easily disturbed by lights, use the moon to light your way.

**MOVE SLOW:** To avoid disturbing turtles, walk along the water's edge.

**STAY LOW:** Out of sight of nesting turtles – sit, crouch or lie in the sand.

**LET THEM FLOW:** Let hatchlings make their own way to the ocean, they take an imprint of that beach so they can return to the same area when they are ready to mate and lay eggs. Try not to get between hatchlings and the water's edge.



No flash  
photography  
at any time



No dogs  
on turtle  
nesting  
beaches



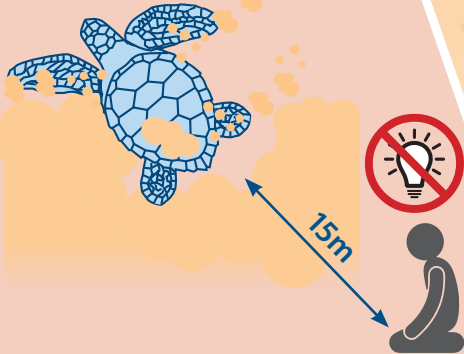
Don't drive  
on turtle  
nesting  
beaches

# Guide to Turtle Watching

2

## DIGGING BODY PIT

Lots of sand flicked into the air using front flippers only. Turtle may move and repeat this process until finding the correct spot.  
Estimated time 20-40mins



3

## EXCAVATING EGG CHAMBER

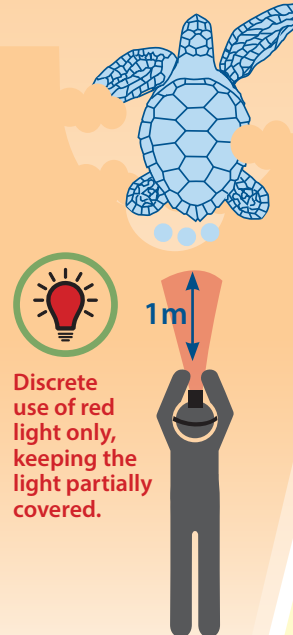
Sand stops being flicked as turtle scoops out egg chamber with rear flippers only. Rocking motion side to side.  
Estimated time 10-20mins



4

## LAYING EGGS

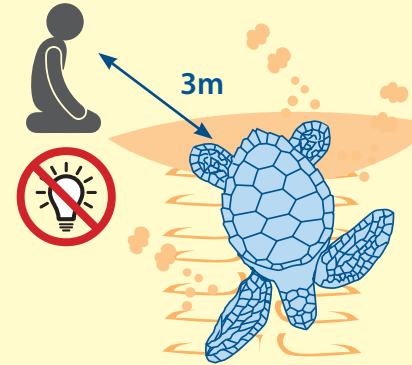
Turtle remains very still, with a gentle heaving motion. If her flippers are moving and sand is being flicked she is NOT laying.  
Estimated time 3-10mins



5

## COVERING NEST

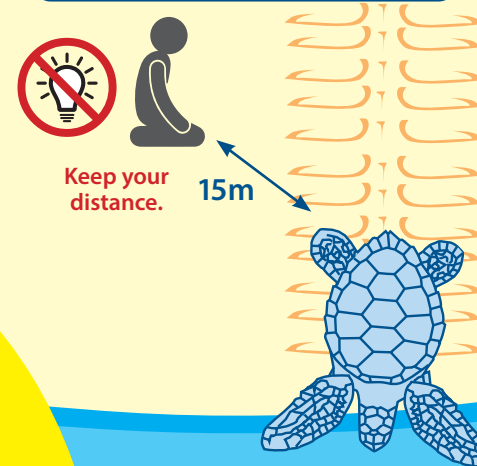
Turtle covers egg chamber with sand using rear flippers then gradually moves forward, camouflaging nest, flicking lots of sand into air.  
Estimated time 20-40mins



6

## RETURNING TURTLE

Crawls back from beach to ocean. May stop to rest at water's edge to restore energy.  
Estimated time 20-40mins




7

## EMERGING HATCHLINGS

Around 60 days after laying eggs.

Stay below the dunes to avoid trampling on nests and emerging hatchlings.



HIGH

MEDIUM

LOW

**RISK OF  
DISTURBANCE**

HIGH

**NO GLOW:** Nesting turtles and hatchlings are easily disturbed by lights, use the moon to light your way.

**MOVE SLOW:** To avoid disturbing turtles, walk along the water's edge.

**STAY LOW:** Out of sight of nesting turtles – sit, crouch or lie in the sand.

**LET THEM FLOW:** Let hatchlings make their own way to the ocean, they take an imprint of that beach so they can return to the same area when they are ready to mate and lay eggs. Try not to get between hatchlings and the water's edge.



No flash  
photography  
at any time



No dogs  
on turtle  
nesting  
beaches



Don't drive  
on turtle  
nesting  
beaches